

IMPORTANT
FAILURE TO FOLLOW THESE
INSTRUCTIONS AND WARNING
STATEMENTS BEFORE ASSEMBLING
AND USING THIS SYSTEM MAY
RESULT IN SERIOUS PERSONAL INJURY

With 9/16" Spindle Threads

SPEEDPLAY BRASS KNUCKLE PEDALS

HAND OVER INSTRUCTIONS TO CUSTOMER



SPEEDPLAY

10151 PACIFIC MESA BLVD., #107
SAN DIEGO, CA 92121 (858) 453-4707
1-800-468-6694 WWW.SPEEDPLAY.COM

LIMITED (TWO YEAR) WARRANTY

This Speedplay product is warranted under normal usage against defects in workmanship and materials to the original purchaser for a period of two (2) years from the date of purchase free of charge provided the claim is made within thirty (30) days of the discovery of the defect and the following condition is met: The purchaser must obtain advance authorization by calling Speedplay at 800-468-6694 toll free or (858) 453-4707 before returning any product for warranty inspection. A Return Authorization (RA) number will be issued and must conspicuously appear on the outside of the product's packaging. The issuance of an RA number does not constitute acceptance of the claim. The determination of whether the claim is covered by this warranty is within the sole discretion of Speedplay, Inc. The part(s) requiring service or replacement must be returned to Speedplay, either by the purchaser or a Speedplay dealer. Insurance, handling and transportation charges for service shall be borne by the person desiring service. This warranty is limited to the repair or replacement of this product. Speedplay, at its option, will either repair or replace any defective parts.

For a warranty claim to be honored, the following information must accompany the returned product:

- A copy of the original dated receipt or other proof of retail purchase.
- A detailed description of the problem with the product along with the R.A. number.
- Estimate of product usage (in accumulated mileage).
- Your name, street address (no P.O. boxes) and phone number(s) where you may be reached.
- The product must be securely packaged and sent insured through a traceable shipper.

The repaired product or replacement will be returned to the purchaser or the Speedplay dealer usually within two weeks. Product furnished as replacement will continue to be covered under this warranty until two years after the date of original purchase.

Limits and exclusions: Not covered by warranty is damage resulting from normal wear and deterioration occurring from use, accidents, neglect, improper assembly, misuse, abuse, lack of reasonable or proper maintenance, corrosion, any damage resulting from causes other than defects in materials and workmanship; failure or loss by accident, alterations, repairs improperly performed, or replacement parts improperly installed, modifications not recommended or approved in writing by Speedplay, labor costs for removal, or compensation for inconvenience or loss of use while the product is being repaired or replaced. This warranty also does not cover cosmetic imperfections in the surface finish, or appearance of the product which were apparent or discoverable at the time of purchase, or damage during shipment of the product.

There are no warranties which extend beyond the face hereof. All warranties implied by state law, including the implied warranties of merchantability and fitness for a particular purpose, are expressly limited to the duration of the limited warranty set forth above. Some states do not allow limitations on how long an implied warranty lasts, so the above limitation may not apply to you. With the exception of any warranties implied by state law as hereby limited, the foregoing express limited warranty is exclusive and in lieu of all other warranties, guarantees, agreements and similar obligations of manufacturer or seller.

Speedplay is not liable for indirect or consequential damages in connection with the use of this product. Some states do not allow the exclusion or limitation of incidental or consequential damages, so the above limitation or exclusion may not apply to you.

No person, independent representative, agent, distributor, dealer (including any Speedplay dealer) or company is authorized to change, modify or extend the terms of this warranty in any manner whatsoever. This warranty gives you specific legal rights; you may also have other rights which vary from state to state.

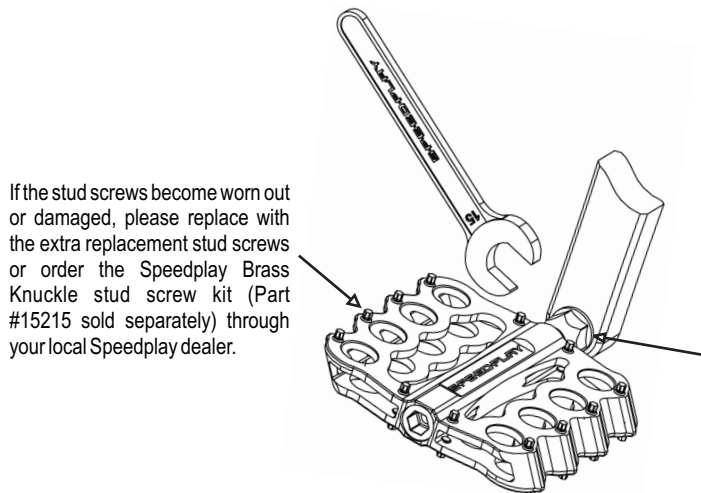
GENERAL SAFETY INFORMATION

⚠ WARNING TO AVOID SERIOUS INJURIES:

- Bicycle dealers -- be sure to give all instructions and warranty information to end customer.
- Speedplay Brass Knuckle pedals equipped with titanium spindles are not recommended for use by persons weighing over 190 pounds.
- Read all instructions carefully before using this product. Failure to follow these instructions and warning statements before installing and using these pedals may result in severe injury. Improper installation and/or use of this product can result in severe injury. Riding bicycles is an inherently dangerous activity.
- Speedplay Brass Knuckle Pedals have sharp studs (spikes) to improve shoe traction and prevent a rider's foot from slipping off the pedal. Sharp spikes can cause bodily damage if they come in contact with unprotected skin/flesh. Never ride barefoot. Always use protective shin guards and protective footwear when riding Brass Knuckle Pedals.
- Never ride with Speedplay Brass Knuckle Pedals that are improperly installed, modified or excessively worn. Remember to check the Pedals periodically for wear or damage. When parts exhibit damage or are visibly worn, replace them immediately. A loose, over-tightened, damaged, unlubricated, or worn part may cause the Pedal to malfunction unexpectedly and cause a fall that could result in severe injury.
- Speedplay Brass Knuckle Pedals are not equipped with reflectors. Speedplay Brass Knuckle Pedals are not intended for nighttime or other reduced visibility riding conditions. Do not expect Speedplay Brass Knuckle Pedals to improve your chances of being seen in conditions of darkness or reduced visibility. Always use a proper headlight and taillight when riding at any time of reduced visibility. Always wear a helmet when riding.
- If you have any doubts about your ability to correctly install Speedplay Brass Knuckle Pedals, or if you are unsure about the extent of wear to any Speedplay Pedal, please return it to your dealer for proper installation or inspection, or call Speedplay at 1-800-468-6694 (Pacific Standard Time). If you have any questions or concerns about issues such as the intended use of the Pedals, or the maintenance of this product, call Speedplay toll free at 1-800-468-6694 (Pacific Standard Time).
- Speedplay Brass Knuckle Pedals require routine lubrication. **See Routine Maintenance Section.** Keep all Pedal parts clean of debris and properly lubricated. To prevent serious injury while riding, be sure your entire bicycle is adequately maintained and that all components are correctly installed and adjusted.
- Failure to follow these instructions and warning statements before using these Pedals may result in severe injury.

PEDAL MOUNTING INSTRUCTIONS

Mount the Pedals to the bicycle crank arms. Use a 15mm open-ended wrench to install the Pedals on the crank arms. The right Pedal has right-hand threads and the left Pedal has left-hand threads. Minimum tightening torque = 300 inch pounds. NOTE: Brass Knuckle Pedals have 9/16" spindle threads.



If the stud screws become worn out or damaged, please replace with the extra replacement stud screws or order the Speedplay Brass Knuckle stud screw kit (Part #15215 sold separately) through your local Speedplay dealer.

The left and right pedals are different. Left pedals are marked "L" on the wrench flats. Right pedals are marked with "R" on the wrench flats.

Routine Brass Knuckle Pedal Bearing Lubrication

The precision bearings in Speedplay Brass Knuckle Pedals require greasing at least every 2000 miles or every three months.

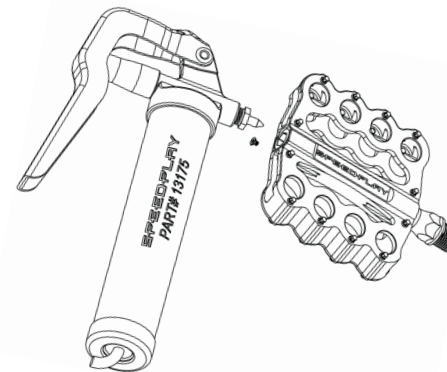
⚠ CAUTION Speedplay Brass Knuckle Pedals require service if they either spin without the slight resistance of the protective "O" ring or if any grinding sensation is detected. **IMPORTANT - Always use a high quality WATERPROOF BEARING GREASE. Never use a liquid spray lubricant or oil on Speedplay Brass Knuckle Pedal bearings.** Pedals should always be lubricated immediately after riding in wet, rainy or unusually dusty conditions. **NOTE: Damage due to the lack of lubrication is not covered by Speedplay's warranty policy.** Speedplay Grease Guns and Grease are available from Speedplay retailers or call Speedplay at 1-800-468-6694.

Routine Maintenance

Instructions for Quick and Easy Brass Knuckle Pedal Bearing Lubrication Using the Built-in Grease Port

⚠ CAUTION Use Grease Only! Never use oil or spray lubes on bearings.

1. Remove the Grease-Port Screw with a #1 Phillips screw driver.
2. Insert needle-type grease injector gun into grease port hole.
3. Pump gun slowly while turning Brass Knuckle Pedal body slowly until clean grease is visible at spindle end of Pedal body.
4. Wipe off excess grease and reinstall Grease-Port Screw. Note: Over tightening the Grease-Port Screw may strip the threads of the dust cap.



Brass Knuckle Pedal Disassembly

Tools Needed: 8mm hex key, 9mm thin-wall socket, 15mm open-end wrench.

- Step 1. Remove the Dust cap from the pedal body with an 8mm Hex key.
- Step 2. Remove the spindle nut from the end of the spindle with a 9mm thin-wall socket.
- Step 3. Pull the spindle out of the Brass Knuckle Pedal body.
- Step 4. Push the two cartridge bearings out the dust cap side of the Pedal body (a Bic or similar pen works).

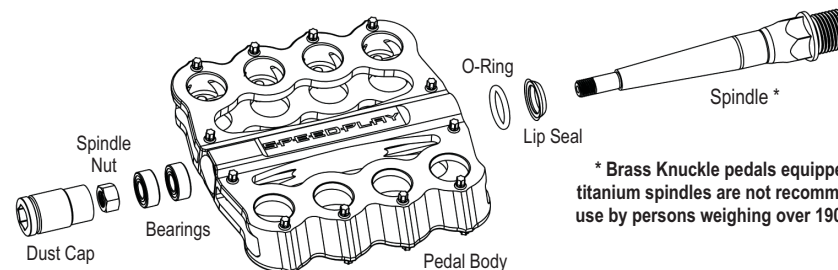
Note - Do not attempt to remove the needle bearing from the Pedal body. The needle bearing is permanently installed and should not be removed for service.

Lubrication and Reassembly

Use a high-quality, waterproof grease on the needle bearing and use a new "O" ring (grease it too) when overhauling Brass Knuckle Pedals. Any worn or damaged parts should be replaced. Reassembly is accomplished by reversing the order of the above instructions.

⚠ WARNING TIGHTEN SPINDLE NUT SECURELY (75 - 85 INCH POUNDS).

⚠ CAUTION DO NOT over tighten the composite dust cap. Maximum tightening torque is 60 inch pounds. Over tightening may cause damage to the dust cap.



* Brass Knuckle pedals equipped with titanium spindles are not recommended for use by persons weighing over 190 pounds.